

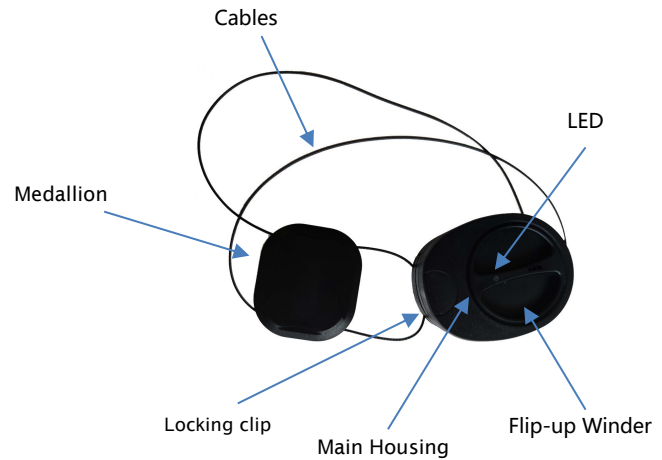
Box Wrap[®]

USER INSTRUCTIONS — 2 ALARM BOX WRAP(SA14)

PAGE 1

KEY FEATURES:

- Unit outfitted with either AM or RF Non-Deactivatable Coil.
- Includes Lithium battery. **Note: Battery is not replaceable.**
- The unit will flash approximately every 7 seconds to indicate the battery is active.
- If a Cable is cut, the BOX Wrap will alarm for approximately five (5) minutes before it is automatically silenced.
- The sound of the alarm is higher than 90 dB.
- 32" (81.28cm) cable




APPLICATION:



1. Unlock the Cables

Place the the unlocking device on the top of the detaching locator. gently pull, the rope can be extended.




2. Extend Cables to desired length

Once the Cables are unlocked, extend to the desired length.



3. Position Cables around merchandise
Place merchandise within the Cables. Be sure there is one (1) Cable on each side of the merchandise. Insert the Locking Clip into Main Housing until you hear it click.



4. Tighten Cables around merchandise

Lift and turn the Flip-Up Winder clockwise to snugly tighten the Cables around the merchandise (an audible clicking noise will be heard). installation process.



5. Complete the installation process

Ensure that the Locking Clip is completely secured and the Cables are snug around the merchandise. This completes the

Box Wrap®

REMOVAL:



1. Align Detaching Locators into Key Locators

Lay the round key on the main housing, aligning the round key onto the key locator on the main housing.



2. Push Locking Clip in to Release


Gently push in the Locking Clip into the Main Housing until you hear a faint click.



3. Remove Locking Clip

Once the Locking Clip is released from the Main Housing, pull out completely.

STORAGE:



Wind up the Cables so the Medallion is engaged with the Main Housing.



Caution: Do not place credit cards, ATM cards or magnetic media of any kind near the Round Key, as this could erase the magnetic strip.

Round Key



Causes of 2 Alarm® Technology Activation

NOTE: The audible alarm will automatically silence after five (5) minutes.

ALARM 1

The EAS system will alarm if the 2 Alarm BOX Wrap enters its detection field.

ALARM 2

The 2 Alarm BOX Wrap will alarm if a Cable is cut.